





# Specifications to help you choose

From prototyping to production, HP Multi Jet Fusion technology has a solution to handle your needs. Here are some highlights to help you choose the HP Jet Fusion 3D printer that's your perfect fit.



	HP Jet Fusion 5210 Pro/5210 3D Printing Solutions	HP Jet Fusion 5200 3D Printing Solution	HP Jet Fusion 4200 3D Printing Solution	HP Jet Fusion 500 Series 3D Printers
				
<b>Ideal for</b>	Mid-volume production environments producing over 550 parts per week <sup>1</sup>	Mid-volume production environments producing over 200 parts per week <sup>1</sup>	Industrial prototyping and final part production environments producing up to 200 parts per week <sup>1</sup>	Small/medium-sized product development teams, design firms, and universities averaging up to 100 parts per week <sup>2</sup>
<b>Running costs</b>	Best	Better	Good	Fair
<b>Recommended HP 3D Printing Service<sup>3</sup></b>	HP 3D Manufacturing Care <sup>4</sup> (HP 3D Priority Care experience and next business day onsite response time)	HP 3D Production Care (Service level agreement can be customized)	HP 3D Production Care (Service level agreement can be customized)	HP 3D Foundation Care (Service level agreement can be customized)
<b>Capability to print in</b>	Gray			580: Color 540: White
<b>Current material breadth</b>	HP 3D HR PA 11 HP 3D HR PA 12 HP 3D HR PA 12 GB HP 3D HR PP enabled by BASF BASF Ultrasint <sup>®</sup> TPU01		HP 3D HR PA 11 HP 3D HR PA 12 HP 3D HR PA 12 GB VESTOSINT <sup>®</sup> 3D Z2773 PA 12 <sup>5</sup> ESTANE <sup>®</sup> 3D TPU M95A	HP 3D HR CB PA 12
<b>Effective building volume (X, Y, Z)</b>	380 x 284 x 380 mm (15 x 11.2 x 15 in)			Up to 332 x 190 x 248 mm (13.1 x 7.5 x 9.8 in)
<b>Software</b>	HP 3D Process Control / HP 3D Center / HP SmartStream 3D Build Manager / HP SmartStream 3D Command Center		HP SmartStream 3D Build Manager / HP 3D Center / HP SmartStream 3D Command Center	HP SmartStream 3D Build Manager / HP SmartStream 3D Command Center
<b>Print time<sup>6</sup></b>	11.5 hrs (Balanced print mode) 9.5 hrs (Fast print mode)		16.5 hrs (Balanced print mode) 11.5 hrs (Fast print mode)	N/A (Time to part: as fast as 14 hrs <sup>7</sup> or 20 hrs <sup>8</sup> )
<b>Doorway clearance</b>	2320 mm (91.3 in)			900 mm (36 in)
<b>Operating footprint</b>	21.5 m <sup>2</sup> (232 ft <sup>2</sup> )			7.1 m <sup>2</sup> (77 ft <sup>2</sup> )